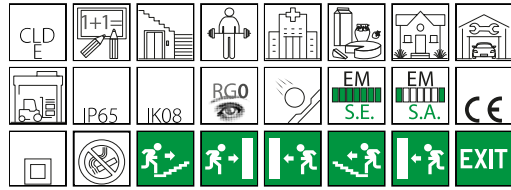


621 - Safety 3.0 - EM1h - S.A.-S.E.

Code: 112533-00



Safety 3.0 is designed to offer maximum versatility and reliability in critical situations. It is a comprehensive and highly adaptable product that meets a wide range of needs thanks to its numerous configurations. For each individual product, on-board selectors allow you to choose from the following configurations:

- Emergency mode (on-board): Safety 3.0 can be set to two different operation modes:
 - S.A. (Always on) in the event of a blackout, the lamp connected to the emergency circuit stays on, preventing any inconvenience caused by the sudden loss of lighting. It offers an autonomy of 60 minutes. The battery automatically recharges once the power is restored.
 - S.E. (Emergency only) in the event of a blackout, the lamp connected to the emergency circuit will switch on, preventing any inconvenience caused by the sudden loss of lighting. It offers an autonomy of 60 minutes. The battery automatically recharges once the power is restored.
- Colour change technology (on-board): the luminaire features technology that allows the light colour temperature to be adjusted to 4000K or 5700K, providing either a warmer or cooler light.
- Power and light flux selection (on-board): the luminaire allows you to select from different wattages, adjusting the light flux to a room's specific needs.



GENERAL INFORMATION

Article	621 - Safety 3.0 - EM1h - S.A.-S.E.
Code	112533-00

DIMENSIONS AND WEIGHT

Length (mm)	245 mm
Width (mm)	110 mm
Height (mm)	54 mm
Weight (Kg)	0.3 kg

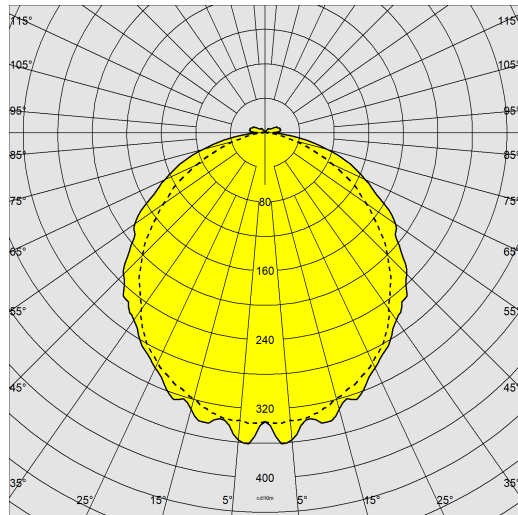
ELECTRICAL CHARACTERISTICS AND CONTROLS

Voltage type	AC
Min Voltage (V)	220 V
Max Voltage (V)	240 V
Min Frequency (Hz)	50 Hz
Max Frequency (Hz)	60 Hz
Frequency (Hz)	50 Hz
Wiring name	CLD-CEM-L
Power factor	≥0.9
Insulation class	Class II
Controllability	None

621 - Safety 3.0 - EM1h - S.A.-S.E.

Code: 112533-00

PHOTOMETRIC DATA



Lighting source	LED
CRI	80
Luminous flux (output) (lm)	150 lm
Power absorption (total) (W)	4 W
CCT	5700 K
Luminous efficacy (lm/W)	38 lm/W
LED flux maintenance	50000 hr, L 80, B 20

MECHANICAL CHARACTERISTICS

Impact resistance rating (IK)	IK08
IP	65
Ambient temperature - min	5 °C
Ambient temperature - max	35 °C



621 - Safety 3.0 - EM1h - S.A.-S.E.

Code: 112533-00

MATERIALS AND COLOURS

Housing	ABS.
Diffuser	vandal resistant clear polycarbonate, V2 self-extinguishing, UV-stabilise, anti-glare frosted inside; smooth.
Colour	White

EMERGENCY LIGHTING

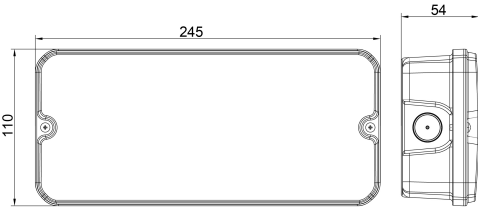
Emergency power supply type	Luminaire with battery
Emergency operation time	1h

STANDARDS AND COMPLIANCE

Photobiological safety class	RG0
Markings and tests	CE
Reference standards	EN60598-1. They have a degree of protection according to the EN60529 standard.

WARRANTY

After sales warranty	3 yr
----------------------	------



DOWNLOAD

MOUNTS

[AssemblyInstructions safety 25 09-25.pdf](#)

DESIGNS

[TechnicalDrawing safety25.dxf](#)



621 - Safety 3.0 - EM1h - S.A.-S.E.


Code	WTot	K - Lumen Output - CRI
S.E. 112533-00	1	4000/5700K – 70/110/150lm - CRI80
S.E. 112534-00	1	4000/5700K – 200/300lm - CRI80
S.E. 112536-00	1	4000/5700K – 400lm - CRI80
S.A. 112533-00	2/3/4	4000/5700K – 70/110/150lm - CRI80
S.A. 112534-00	5/7	4000/5700K – 200/300lm - CRI80
S.A. 112536-00	7	4000/5700K – 400lm - CRI80

621 - Safety 3.0 - EM1h - S.A.-S.E.

Code: 112533-00



472 Labels - Safety 3.0



394 Outer shell - Safety 3.0