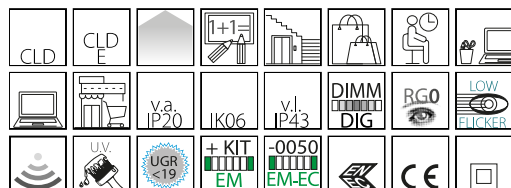


842 - LED Panel R - UGR<19 - CRI≥80

Code: 150206-39

GENERAL INFORMATION



Article	842 - LED Panel R - UGR<19 - CRI≥80
Code	150206-39

DIMENSIONS AND WEIGHT


Length (mm)	1195 mm
Width (mm)	295 mm
Height (mm)	12 mm
Weight (Kg)	4.2 kg

INSTALLATION

Recessed dimensions - Length (mm)	290 mm
Recessed dimensions - Width (mm)	1190 mm

ELECTRICAL CHARACTERISTICS AND CONTROLS

Voltage type	AC
Min Voltage (V)	220 V
Max Voltage (V)	240 V
Min Frequency (Hz)	50 Hz
Max Frequency (Hz)	60 Hz
Frequency (Hz)	50 Hz
Wiring name	CLD
Power factor	≥0.95
Insulation class	Class II
Controllability	None



The superior quality of LED lighting is now more affordable and accessible thanks to a benchmarking product that offers, at contained costs, the ideal light for offices, shopping centres, hotels and healthcare facilities and in general all spaces where continuous lighting is necessary.

It is the best and easiest way to get one of today's most advanced technology in interior lighting solutions.

The presence of a LED source is not always synonym with excellent performance. The long service life and optimal light output of a lighting system also depends on the use of top-notch materials that are tested, controlled and selected with care to maintain lighting and aesthetic quality over time: lumen maintenance, perfect colour rendering, no glare and anti-yellowing of components.

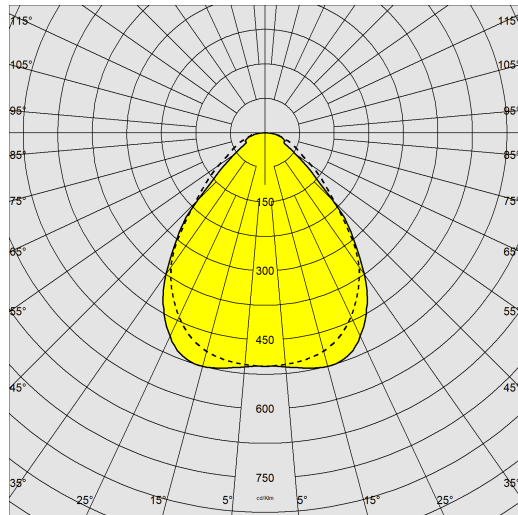
A special slab fitted between the LED source and the diffuser is responsible for the operation, quality and amount of light emitted from the light panel. This slab is made in PMMA (polymethyl methacrylate), a polymer that keeps its characteristics unaltered and prevents the lens from yellowing. Other similar fixtures use materials such as, for example, polystyrene (PS), which do not have the same properties and characteristics, and are therefore available at much lower costs. The result? Unlike the PMMA, the slab in PS becomes yellow after 6000-8000 hours of operation, decreasing both the amount and the quality of the light emitted, even during the day, when the fixture is switched off, as well as compromising the perfect integration of the white panel into the false ceiling, affecting the overall appearance of the installation. Thanks to this slab in PMMA, our panels can fully benefit from the lighting advantages ensured by the most advanced LED sources and keep them unaltered in time.



842 - LED Panel R - UGR<19 - CRI≥80

Code: 150206-39

PHOTOMETRIC DATA



Lighting source	LED
CRI	≥80
Luminous flux (output) (lm)	3348 lm
Power absorption (total) (W)	33 W
CCT	3000 K
Luminous efficacy (lm/W)	101 lm/W
Unified glare rating UGR (EN 12464-1) (Reflectance coefficient: ceiling 0.7 - walls 0.5)	UGR<19, according to standard EN 12464.
Low Flicker	luminaire with very low flicker: evenly distributed light for greater visual safety.
Colour consistency	SDCM3
LED flux maintenance	80000 hr, L 90, B 10


MECHANICAL CHARACTERISTICS

Impact resistance rating (IK)	IK06
IP (vl)	43
IP (va)	20

842 - LED Panel R - UGR<19 - CRI≥80

Code: 150206-39

MATERIALS AND COLOURS



Housing	body in steel sheet and frame in aluminium.
Diffuser	in high transmittance prismatic technopolymer. Internal PMMA slab.
Colour	White
Equipment	Ceiling lighting fixture with external driver; it can be easily housed in false ceilings.

STANDARDS AND COMPLIANCE

Photobiological safety class	RG0
Markings and tests	CE, ENEC
Reference standards	EN60598-1. They have a degree of protection according to the EN60529 standard.
Energy Label	E

GEAR

Upon request	- CLD-EC wiring for centrally powered emergency lighting (subcode -0050) - CLD-D (PUSH) (subcode -0045)
--------------	--

WARRANTY

After sales warranty	5 yr
----------------------	------

DOWNLOAD

MOUNTS

[AssemblyInstructions EM-KIT 600 03-22.pdf](#)

[AssemblyInstructions led panel 03-23.pdf](#)

DESIGNS

[TechnicalDrawing 842rr.dxf](#)




842 - LED Panel R - UGR<19 - CRI≥80

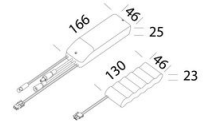
Code: 150206-39



587 Presence and light sensor



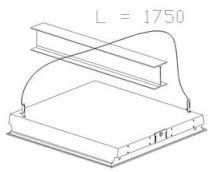
595 Frame 1200x300 h 45 mm



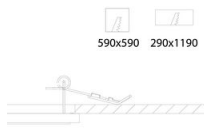
600 EM power supply kit



2520 Simple suspension



320 Cord



907 Springs