


3390 - Sella 2 - ST

Code: 330800-39

GENERAL INFORMATION



Article	3390 - Sella 2 - ST
Code	330800-39

DIMENSIONS AND WEIGHT

Length (mm)	803 mm
Width (mm)	330 mm
Height (mm)	198 mm
Weight (Kg)	11.4 kg

INSTALLATION

Diameter (Ø) of pole connector (mm)	42-76 mm
Surface exposed to wind (mm)	L 106000 mm ² , F 246000 mm ²

ELECTRICAL CHARACTERISTICS AND CONTROLS

Voltage type	AC
Min Voltage (V)	220 V
Max Voltage (V)	240 V
Min Frequency (Hz)	50 Hz
Max Frequency (Hz)	60 Hz
Frequency (Hz)	50 Hz
Wiring name	CLD
Power factor	≥0.92
Rated Current	640 mA
Surge protector (common) (EN 61547)	6 kV, 8 kV
Insulation class	Class II
Controllability	None



Disano's new products fully meet the primary objectives of modern lighting systems in urban spaces and smart cities, which require to improve energy efficiency and decrease running costs.

With a long lifespan and extremely low maintenance requirements, Disano luminaires can guarantee these results in both its new products and in its upgraded ones.

Investing in technologically advanced lighting products means improving the quality of our life and contributes to creating a more sustainable society.

The Sella range of street lighting fixtures, made with the best Italian design, was manufactured with this in mind.

Designed to fit the new light sources and for the latest light management and control systems.

Its die-cast aluminium housing is equipped with specially designed cooling fins for heat dissipation that allow the LEDs to work in the best way possible.

The many different light distributions best meet the requirements imposed by urban lighting regulations and allow designers to find the perfect solution for any given space.

Sella is equipped with a special control system that automatically reduces the current in the event of an abnormal temperature rise, and is also equipped with a protection rating in accordance with EN 60598-1 standards to protect the LED module against electrostatic overvoltage.

Moreover, its EN 61547 surge protector is designed to protect the LED module and its power supply unit.

The Sella range also features an optical system in aluminum, silver-coated powder (99.99%) using physical vapour deposition (PVD), guaranteeing perfect lighting performance over time. The modularity of the optical design, the special solutions adopted for the electronic circuits and the control of the working temperatures of the electronic components make this family a professional, flexible and reliable product, capable of guaranteeing enormous application benefits in the various installation solutions.

The possibility to choose the LED driving current allows the right amount of power to be available for specific project conditions.

The whole range can be equipped with adjustable dimming and a stand-alone system that reduces the luminous flux during the night.

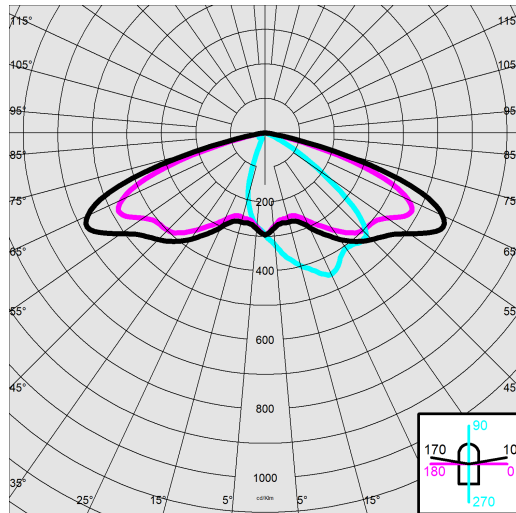
Each individual luminaire can be monitored through a technologically advanced control, management and diagnostic unit via a powerline remote control or wireless systems.



3390 - Sella 2 - ST

Code: 330800-39

PHOTOMETRIC DATA



Lighting source	LED
CRI	70
Luminous flux (output) (lm)	19825 lm
Power absorption (total) (W)	154 W
CCT	3000 K
Luminous efficacy (lm/W)	129 lm/W
Low Flicker	luminaire with very low flicker: evenly distributed light for greater visual safety.
LED flux maintenance	100000 hr, L 80, B 10

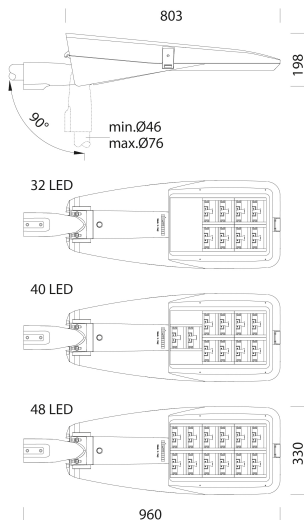
MECHANICAL CHARACTERISTICS

Impact resistance rating (IK)	IK09
IP	66
Ambient temperature - min	-30 °C
Ambient temperature - max	40 °C

3390 - Sella 2 - ST

Code: 330800-39

MATERIALS AND COLOURS



DOWNLOAD

MOUNTS

[AssemblyInstructions sella 09-22.pdf](#)

DESIGNS

[BIM 3390 Sella2 - ST - 05-24.zip](#)

[TechnicalDrawing 3390-3391.dxf](#)



Housing	in die-cast aluminium and designed with a very small surface exposed to wind. Cooling fins integrated in the cover.
Optics	aluminium coated with very high purity (99.99%) silver using physical vapour deposition (PVD).
Diffuser	extra-clear, tempered glass, 4 mm thick, resistant to thermal shock and impact (UNI-EN 12150-1:2001).
Heat sink	the heat sink is designed and made to allow the LEDs to operate at temperatures capable of ensuring excellent performance/output and long service life.
Pole connection	in die-cast aluminium for poles with a diameter between min. 42 mm and max. 76 mm, adjustable from 0° to 20° for side-mount applications; and from 0° to 20° for top-mount applications. Tilt pitch 5°.
Coating	the fully automated powder-coating cycle involves a polyester-based, salt-spray corrosion-resistant and UV-stabilised paint., resistance to 2000 hours of exposure to salty fog in compliance with Standard ASTM B 117 and exposure to UV rays in compliance with ASTM G 154.
Special coating (UPON REQUEST)	Upon request: protective coating recommended for marine environments within 5 km (3 miles) of the sea.
Colour	Graphite
Equipment	<ul style="list-style-type: none"> - selector switch. - waterproof connector for quick installation with no need to open the fixture. - anti-condensation valve. - temperature controller with auto-reset. - EN 61547 compliant surge protection. - ADVANCED PROG built-in functions.

STANDARDS AND COMPLIANCE

Photobiological safety class	RG0 Ethr
Markings and tests	CE, ENEC
Reference standards	EN60598-1. With degree of protection according to EN60529. Registered Design DM/100271.
Laboratory Tests	compliant with third-party certified vibration tests pursuant to ANSI C136.31: Street Lighting - Luminaire Vibration. Test level: 3.0G Level 2 for bridge/overpass applications.
Energy Label	E

GEAR

Upon request	protection of up to 10KV.
--------------	---------------------------

WARRANTY

After sales warranty	5 yr
----------------------	------

3390 - Sella 2 - ST

Code: 330800-39



504 Single arm



508 Double arm



1491 Pole to be buried



1493 Pole with base



1477 Urban Pole - with base



1478 Urban Pole to be buried



1508 Fluted pole Ø 120 with base



1509 Fluted pole Ø 120