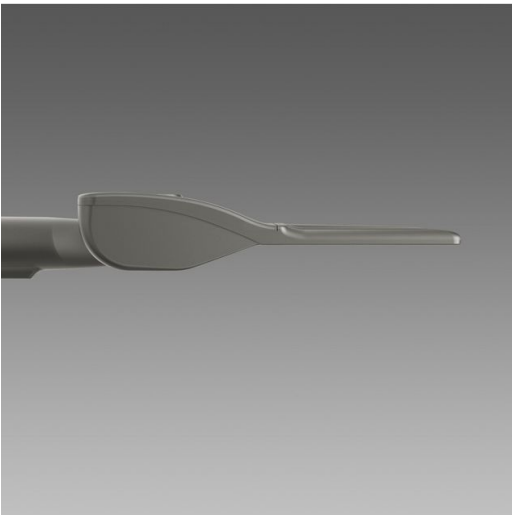
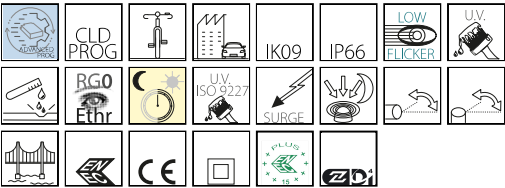


3477 - Mini Giovi N1 - cycle lane

Code: 331027-00



Mini Giovi represents the latest generation of LED street lamps designed to fit the new light sources and the most advanced lighting control and management systems. Its housing in die-cast aluminium offers very little resistance to wind with its cooling fins specifically studied to allow optimal heat dissipation and efficient LED operation.



GENERAL INFORMATION

Article	3477 - Mini Giovi N1 - cycle lane
Code	331027-00

DIMENSIONS AND WEIGHT

Length (mm)	558 mm
Width (mm)	293 mm
Height (mm)	115 mm
Weight (Kg)	5.6 kg

INSTALLATION

Diameter (Ø) of pole connector (mm)	46-76 mm
Surface exposed to wind (mm)	L 49500 mm², F 155100 mm²

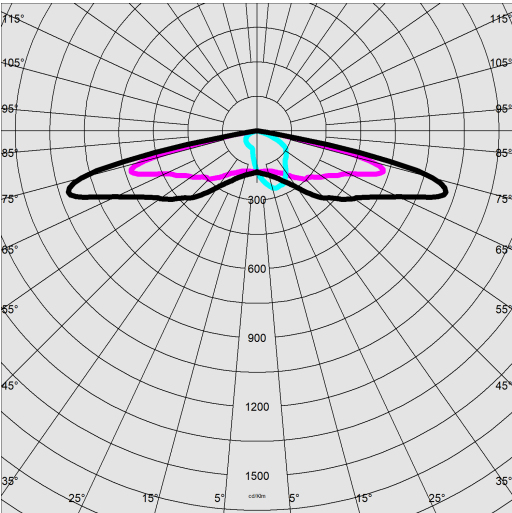
ELECTRICAL CHARACTERISTICS AND CONTROLS

Voltage type	AC
Min Voltage (V)	220 V
Max Voltage (V)	240 V
Min Frequency (Hz)	50 Hz
Max Frequency (Hz)	60 Hz
Frequency (Hz)	50 Hz
Wiring name	CLD
Power factor	≥0.9
Rated Current	350 mA
Surge protector (common) (EN 61547)	6 kV, 10 kV
Insulation class	Class II
Controllability	None

3477 - Mini Giovi N1 - cycle lane

Code: 331027-00

PHOTOMETRIC DATA



Distribution type	Narrow / High centre distance
Lighting source	LED
CRI	70
Luminous flux (output) (lm)	2663 lm
Power absorption (total) (W)	16 W
CCT	4000 K
Luminous efficacy (lm/W)	166 lm/W
Low Flicker	luminaire with very low flicker: evenly distributed light for greater visual safety.
LED flux maintenance	100000 hr, L 90, B 10

MECHANICAL CHARACTERISTICS

Impact resistance rating (IK)	IK09
IP	66
Ambient temperature - min	-30 °C
Ambient temperature - max	50 °C

3477 - Mini Giovi N1 - cycle lane

Code: 331027-00

MATERIALS AND COLOURS



DOWNLOAD

MOUNTS

AssemblyInstructions giovi - minigiovi 09-22.pdf

DESIGNS

BIM 3477 Mini Giovi N1 - 04-24.zip

TechnicalDrawing minigiovi.dxf



Housing	EN-AB 47100 die-cast aluminium and designed with a very small surface exposed to wind. Cooling fins integrated in the cover. The lid can be removed to access the electrical components.
Optics	in high-performance PMMA resistant to high temperatures and UV rays.
Diffuser	extra-clear, tempered glass, 4 mm thick, resistant to thermal shock and impact (UNI-EN 12150-1:2001).
Heat sink	the heat sink is designed and made to allow the LEDs to operate at temperatures capable of ensuring excellent performance/output and long service life.
Pole connection	in die-cast aluminium for poles with a diameter between min. 46 mm and max. 76 mm, adjustable from -20° to +10° for side-mount applications; and from 0° to +20° for for top-mount applications. Tilt pitch 5°.
Coating	pre-treatment of metal surface, polyester powder coating to ensure resistance to corrosion and salt spray fogs, UV stabilised.
Special coating (UPON REQUEST)	upon request: available with coating tested to withstand corrosion tests in aggressive artificial atmospheres (UNI EN ISO 9227) or marine environments (sea front).
Colour	Graphite
Equipment	<ul style="list-style-type: none"><li>- waterproof connector for quick installation with no need to open the fixture.</li><li>- anti-condensation valve.</li><li>- temperature controller with auto-reset.</li><li>- EN 61547 compliant surge protection.</li><li>- ADVANCED PROG built-in functions.</li></ul>

STANDARDS AND COMPLIANCE

Photobiological safety class	RG0 Ethr
Markings and tests	CE, ENEC, ENEC+, ZHAGA D4i
Reference standards	EN60598-1. With degree of protection according to EN60529. Registered Design DM/100271.
Laboratory Tests	compliant with third-party certified vibration tests pursuant to ANSI C136.31: Street Lighting - Luminaire Vibration. Test level: 3.0G Level 2 for bridge/overpass applications.
Energy Label	C

GEAR

Upon request	<ul style="list-style-type: none"><li>- virtual midnight device, subcode -30</li><li>- Nema Socket, subcode -40 (cap to be ordered separately)</li><li>- Zhaga Socket, subcode -0054 (cap included)</li></ul>
--------------	---

WARRANTY

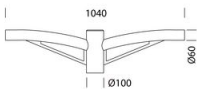
After sales warranty	5 yr
----------------------	------

3477 - Mini Giovi N1 - cycle lane

Code: 331027-00



504 Single arm



508 Double arm



1491 Pole to be buried



1493 Pole with base



1477 Urban Pole - with base



1478 Urban Pole to be buried



1508 Fluted pole Ø 120 with base



1509 Fluted pole Ø 120