

1888 - Rodio LED - symmetric narrow beam

Code: 414767-39

GENERAL INFORMATION



Many different designs, with different wattages and optics for a result that is always of the highest quality. These luminaires are ideal for illuminating façades, street, sports facilities, residential areas and in any outdoor application.

The Rodio family comprises several versions, with asymmetric, narrow-beam and wide-beam optics, also available in wide beam and street curve versions, and Virtual Midnight option. Equipped with LEDs, these luminaires offer perfect glare-free light control. You can choose versions with lenses or with COB LEDs for better lighting performance. All models feature high light quality, colour temperatures of 3000 or 4000K and excellent colour rendering. Also available in Amber colour versions.



Article	1888 - Rodio LED - symmetric narrow beam
Code	414767-39

DIMENSIONS AND WEIGHT

Length (mm)	568 mm
Width (mm)	333 mm
Height (mm)	80 mm
Weight (Kg)	6 kg

INSTALLATION

Surface exposed to wind (mm)	L 39000 mm², F 142000 mm²
------------------------------	---------------------------

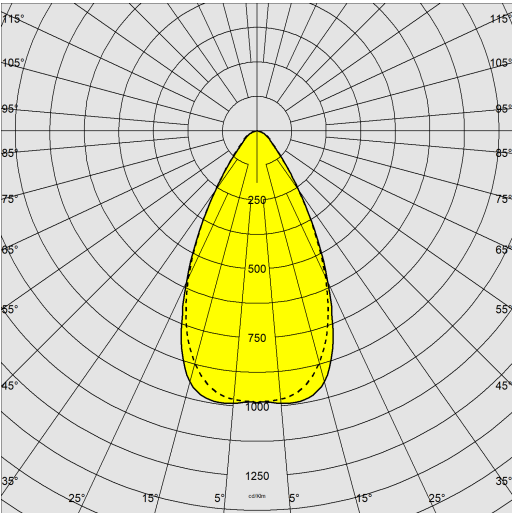
ELECTRICAL CHARACTERISTICS AND CONTROLS

Voltage type	AC
Min Voltage (V)	220 V
Max Voltage (V)	240 V
Min Frequency (Hz)	50 Hz
Max Frequency (Hz)	60 Hz
Frequency (Hz)	50 Hz
Wiring name	CLD
Power factor	≥0.9
Surge protector (common) (EN 61547)	10 kV, 10 kV
Insulation class	Class I
Controllability	None

1888 - Rodio LED - symmetric narrow beam

Code: 414767-39

PHOTOMETRIC DATA



Distribution type	Symmetric narrow beam
Lighting source	LED
CRI	80
Luminous flux (output) (lm)	21914 lm
Power absorption (total) (W)	157 W
CCT	3000 K
Luminous efficacy (lm/W)	140 lm/W
Low Flicker	luminaire with very low flicker: evenly distributed light for greater visual safety.
Colour consistency	SDCM4
LED flux maintenance	100000 hr, L 90, B 10

MECHANICAL CHARACTERISTICS

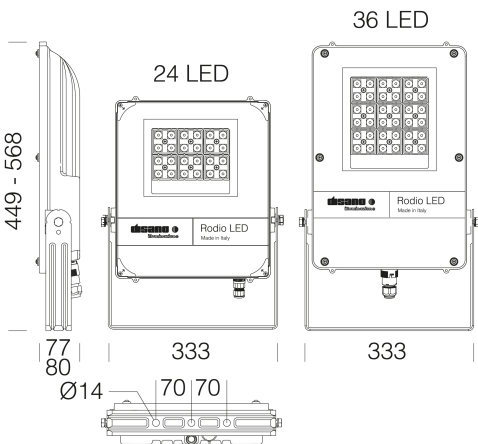
Impact resistance rating (IK)	IK09
IP	66
Ambient temperature - min	-40 °C
Ambient temperature - max	40 °C



1888 - Rodio LED - symmetric narrow beam

Code: 414767-39

MATERIALS AND COLOURS



DOWNLOAD

MOUNTS
AssemblyInstructions rodio 05-24.pdf
DESIGNS
BIM 1888 FS 11-23.zip
TechnicalDrawing 1888.dxf
TechnicalDrawing3D disano 1888 rodio 36 led.3ds



Housing	in die-cast aluminium with cooling fins integrated in the cover.
Optics	in high-performance PMMA resistant to high temperatures and UV rays.
Diffuser	tempered glass, 5 mm thick, resistant to thermal shock and impact (UNI EN 12150-1:2001).
Heat sink	the heat sink is designed and made to allow the LEDs to operate at temperatures capable of ensuring excellent performance/output and long service life.
Coating	the fully automated powder-coating cycle involves a polyester-based, salt-spray corrosion-resistant and UV-stabilised paint.
Special coating (UPON REQUEST)	<ul style="list-style-type: none">- Upon request: protective coating recommended for marine environments within 5 km (3 miles) of the sea.- Upon request: conformal coating compliant, subcode -38 with high chemical resistance for environments with a high concentration of chlorine
Colour	Graphite
Equipment	<ul style="list-style-type: none">- with galvanised and painted bracket- waterproof connector for quick installation with no need to open the fixture- EN 61547 compliant surge protection- anti-condensation valve- silicone rubber gasket- external screws and bolts in stainless steel

STANDARDS AND COMPLIANCE

Photobiological safety class	RG0 Ethr
Markings and tests	CE, ENEC
Reference standards	EN60598-1. They have a degree of protection according to the EN60529 standard.
Energy Label	C

GEAR

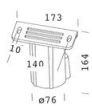
Upon request	<ul style="list-style-type: none">- protection of up to 10kV. Virtual midnight (subcode -30)- amber LED (subcode -73 - 2200K)- possibility of central light management or with external presence/light sensors.special version (with conformal coating treatment with subcode -38) featuring high chemical resistance for environments with high chlorine content.
--------------	---

WARRANTY

After sales warranty	5 yr
----------------------	------

1888 - Rodio LED - symmetric narrow beam

Code: 414767-39



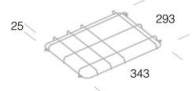
334 Connection for diam. 76 pole



350 Protection grid - Rodio 36LED



333 Connection for diam. 60 pole



350 Protection grid - Rodio 12-24LED