

# 1898 - Rodio HP - COB asymmetric

Code: 414926-00

## GENERAL INFORMATION



Article	1898 - Rodio HP - COB asymmetric
Code	414926-00

## DIMENSIONS AND WEIGHT

Length (mm)	568 mm
Width (mm)	333 mm
Height (mm)	90 mm
Weight (Kg)	9 kg

## INSTALLATION

Surface exposed to wind (mm)	L 45500 mm <sup>2</sup> , F 152900 mm <sup>2</sup>
------------------------------	--

## ELECTRICAL CHARACTERISTICS AND CONTROLS

Voltage type	AC
Min Voltage (V)	220 V
Max Voltage (V)	240 V
Min Frequency (Hz)	50 Hz
Max Frequency (Hz)	60 Hz
Frequency (Hz)	50 Hz
Wiring name	CLD
Power factor	≥0.9
Insulation class	Class I
Controllability	None



Many different designs, with different wattages and optics for a result that is always of the highest quality. These luminaires are ideal for illuminating façades, street, sports facilities, residential areas and in any outdoor application.

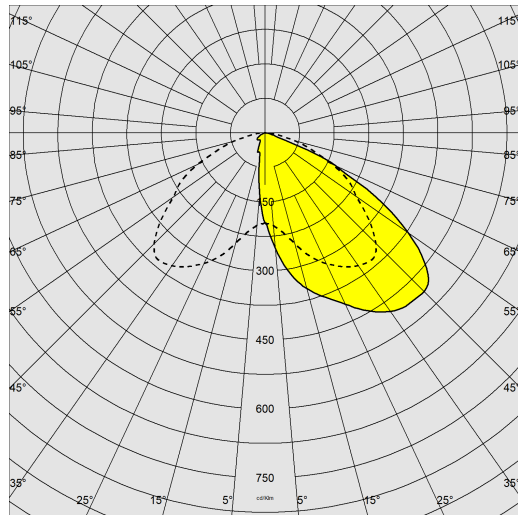
The Rodio family comprises several versions, with asymmetric, narrow-beam and wide-beam optics, also available in wide beam and street curve versions, and Virtual Midnight option. Equipped with LEDs, these luminaires offer perfect glare-free light control. You can choose versions with lenses or with COB LEDs for better lighting performance. All models feature high light quality, colour temperatures of 3000 or 4000K and excellent colour rendering. Also available in Amber colour versions.



## 1898 - Rodio HP - COB asymmetric

Code: 414926-00

### PHOTOMETRIC DATA



Distribution type	Asymmetric
Lighting source	LED
CRI	80
Luminous flux (output) (lm)	49474 lm
Power absorption (total) (W)	318 W
CCT	4000 K
Luminous efficacy (lm/W)	156 lm/W
Low Flicker	luminaire with very low flicker: evenly distributed light for greater visual safety.
LED flux maintenance	50000 hr, L 80, B 20

### MECHANICAL CHARACTERISTICS

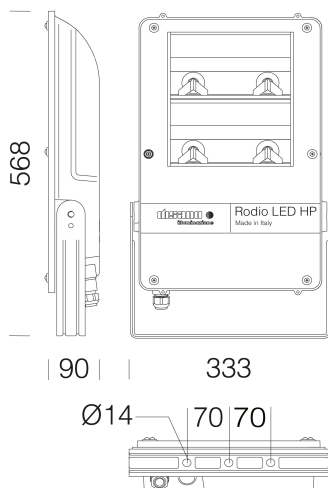
Impact resistance rating (IK)	IK08
IP	66
Ambient temperature - min	-20 °C
Ambient temperature - max	40 °C



# 1898 - Rodio HP - COB asymmetric

Code: 414926-00

## MATERIALS AND COLOURS



### DOWNLOAD

#### MOUNTS

[AssemblyInstructions rodio 05-24.pdf](#)

#### DESIGNS

[BIM 1898 HP - COB asym 11-23](#)

[TechnicalDrawing 1898hp.dxf](#)



Housing	in die-cast aluminium with cooling fins integrated in the cover.
Optics	in 99.95 aluminium with PVD coating, satin finish.
Diffuser	tempered glass, 5 mm thick, resistant to thermal shock and impact (UNI EN 12150-1:2001).
Heat sink	the heat sink is designed and made to allow the LEDs to operate at temperatures capable of ensuring excellent performance/output and long service life.
Coating	pre-treatment of metal surface, polyester powder coating to ensure resistance to corrosion and salt spray fogs, UV stabilised.
Special coating (UPON REQUEST)	upon request: available with coating tested to withstand corrosion tests in aggressive artificial atmospheres (UNI EN ISO 9227) or marine environments (sea front).
Colour	Graphite
Equipment	<ul style="list-style-type: none"> <li>- with galvanised and painted bracket</li> <li>- waterproof connector for quick installation with no need to open the fixture</li> <li>- EN 61547 compliant surge protection</li> <li>- anti-condensation valve</li> <li>- silicone rubber gasket</li> <li>- external screws and bolts in stainless steel</li> </ul>

## STANDARDS AND COMPLIANCE

Photobiological safety class	RG0 Ethr
Markings and tests	CE, ENEC
Reference standards	EN60598-1. With degree of protection according to EN60529.
Energy Label	D

## GEAR

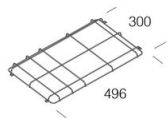
Upon request	<ul style="list-style-type: none"> <li>- protection of up to 10kV.</li> <li>Virtual midnight (subcode -30)</li> <li>- amber LED (subcode -73 - 2200K)</li> <li>- possibility of central light management or with external presence/light sensors.</li> <li>special version (with conformal coating treatment with subcode -38) featuring high chemical resistance for environments with high chlorine content.</li> </ul>
--------------	---

## WARRANTY

After sales warranty	5 yr
----------------------	------

## 1898 - Rodio HP - COB asymmetric

Code: 414926-00



**350 Protection grid - Rodio HP**



**333 Connection for diam. 60 pole**



**334 Connection for diam. 76 pole**