


3590 - Ischia - rotosymmetric wide beam RW

Code: 424660-00



With its round, simple and modern design, ISCHIA recalls the ecological credentials of LED lighting making it ideal for illuminating parks and residential areas. ISCHIA LED is available in 3000 and 4000K colour temperatures and in amber, the colour temperature designed to reproduce the cosy ambient light associated with sunset. In this way, artificial light becomes a less invasive element in the environment, respecting the needs of the surrounding flora and fauna. Moreover, it is equipped to accept all the most advanced management and control system. The ISCHIA range includes luminaires with different photometric curves to achieve the best lighting performance in every pathway and setting.



GENERAL INFORMATION

| | |
|---------|--|
| Article | 3590 - Ischia - rotosymmetric wide beam RW |
| Code | 424660-00 |

DIMENSIONS AND WEIGHT

| | |
|-------------------|---------|
| Height (mm) | 105 mm |
| Diameter (Ø) (mm) | 500 mm |
| Weight (Kg) | 4.92 kg |

INSTALLATION

| | |
|-------------------------------------|--------------------------|
| Diameter (Ø) of pole connector (mm) | 60-60 mm |
| Surface exposed to wind (mm) | L 34500 mm², F 19700 mm² |

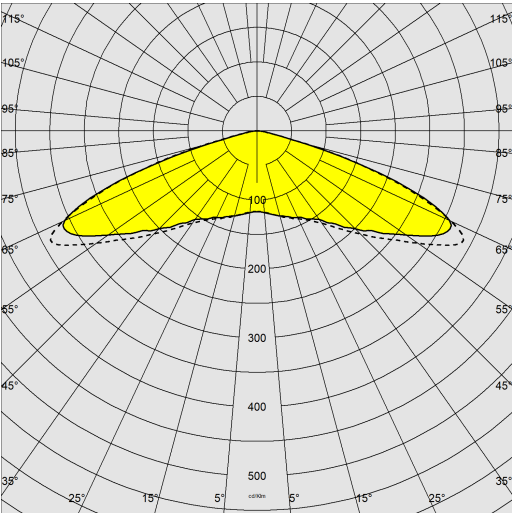
ELECTRICAL CHARACTERISTICS AND CONTROLS

| | |
|-------------------------------------|-------------|
| Voltage type | AC |
| Min Voltage (V) | 220 V |
| Max Voltage (V) | 240 V |
| Min Frequency (Hz) | 50 Hz |
| Max Frequency (Hz) | 60 Hz |
| Frequency (Hz) | 50 Hz |
| Wiring name | CLD |
| Power factor | ≥0.9 |
| Surge protector (common) (EN 61547) | 6 kV, 10 kV |
| Insulation class | Class II |
| Controllability | None |

3590 - Ischia - roto-symmetric wide beam RW

Code: 424660-00

PHOTOMETRIC DATA



| | |
|------------------------------|--|
| Distribution type | Roto-symmetric wide beam - 360° |
| Lighting source | LED |
| CRI | 70 |
| Luminous flux (output) (lm) | 4624 lm |
| Power absorption (total) (W) | 35 W |
| CCT | 4000 K |
| Luminous efficacy (lm/W) | 132 lm/W |
| Low Flicker | luminaire with very low flicker: evenly distributed light for greater visual safety. |
| LED flux maintenance | 80000 hr, L 80, B 20 |

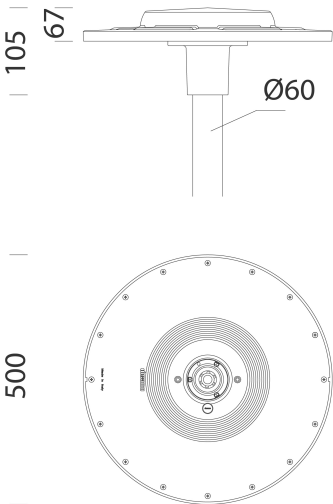
MECHANICAL CHARACTERISTICS

| | |
|-------------------------------|--------|
| Impact resistance rating (IK) | IK10 |
| IP | 66 |
| Ambient temperature - min | -30 °C |
| Ambient temperature - max | 50 °C |

3590 - Ischia - rotosymmetric wide beam RW

Code: 424660-00

MATERIALS AND COLOURS



DOWNLOAD

MOUNTS

AssemblyInstructions ischia 01-23.pdf

DESIGNS

BIM 3590 Ischia - RW 05-23.rar

TechnicalDrawing ischia.dxf



| | |
|--------------------------------|--|
| Housing | in die-cast aluminium. |
| Optics | in high-performance PMMA resistant to high temperatures and UV rays. |
| Diffuser | in polycarbonate, 2.5 mm thick, resistant to thermal shock and impact (UNI EN 12150-1:2001). |
| Heat sink | the heat sink is designed and made to allow the LEDs to operate at temperatures capable of ensuring excellent performance/output and long service life. |
| Pole connection | die-cast aluminium. For poles with a diameter of 60 mm. |
| Coating | pre-treatment of metal surface, polyester powder coating to ensure resistance to corrosion and salt spray fogs, UV stabilised. |
| Special coating (UPON REQUEST) | upon request: available with coating tested to withstand corrosion tests in aggressive artificial atmospheres (UNI EN ISO 9227) or marine environments (sea front). |
| Colour | Graphite |
| Equipment | <ul style="list-style-type: none">- waterproof connector for quick installation with no need to open the fixture.- anti-condensation valve.- temperature controller with auto-reset.- EN 61547 compliant surge protection.- BASIC PROG built-in functions. |

STANDARDS AND COMPLIANCE

| | |
|------------------------------|--|
| Photobiological safety class | RG0 Ethr |
| Markings and tests | CE, ENEC, ENEC+, ZHAGA D4i |
| Reference standards | EN60598-1. With degree of protection according to EN60529. |
| Energy Label | D |

GEAR

| | |
|--------------|--|
| Upon request | <ul style="list-style-type: none">-Diffuser with opal finish: subcode -0026-1-10V regulation: subcode -12-Virtual midnight: subcode -30, 4 steps (upon request max 8 steps)- Telemanagement by power line carrier subcode -0078-2200K: subcode -73 |
|--------------|--|

WARRANTY

| | |
|----------------------|------|
| After sales warranty | 5 yr |
|----------------------|------|

3590 - Ischia - rotosymmetric wide beam RW

Code: 424660-00



5 Fibreglass pole



1278 Conical



1481 steel conical pole to be buried



1480 steel conical pole with base



1478 Urban Pole to be buried



1477 Urban Pole - with base



1408 Fluted pole ø 100 with base



1409 Fluted pole ø 100



1508 Fluted pole ø 120 with base



1509 Fluted pole ø 120