

3590 - Ischia MIDNIGHT - roto-symmetric wide beam RW

Code: 424660-30



With its round, simple and modern design, ISCHIA recalls the ecological credentials of LED lighting making it ideal for illuminating parks and residential areas. ISCHIA LED is available in 3000 and 4000K colour temperatures and in amber, the colour temperature designed to reproduce the cosy ambient light associated with sunset. In this way, artificial light becomes a less invasive element in the environment, respecting the needs of the surrounding flora and fauna. Moreover, it is equipped to accept all the most advanced management and control system. The ISCHIA range includes luminaires with different photometric curves to achieve the best lighting performance in every pathway and setting. Virtual Midnight: to increase energy savings at night when there are fewer people and vehicles around, a lighting fixture can be programmed according to a specific profile (customisable on request). The fixture reduces its luminous flux through a self-learning process which, depending on the previous switching on/off times, will determine a hypothetical 'virtual midnight'. This is the average value between the time the fixture is switched on (sunset) and switched off (sunrise). The 'virtual midnight' is the reference point for dimming lights according to the desired profile. The device is integrated in the LED driver and therefore does not require any modification to the system. For the system to function properly, it must be regulated by a device that switches the system on and off regularly every day. Virtual Midnight subcode -30: the luminaires are equipped with a device to dim lights in 4 steps based on the calculation of the virtual midnight.



GENERAL INFORMATION

Article	3590 - Ischia MIDNIGHT - roto-symmetric wide beam RW
Code	424660-30

DIMENSIONS AND WEIGHT

Height (mm)	105 mm
Diameter (Ø) (mm)	500 mm
Weight (Kg)	4.58 kg

INSTALLATION

Diameter (Ø) of pole connector (mm)	60-60 mm
Surface exposed to wind (mm)	L 34500 mm², F 19700 mm²

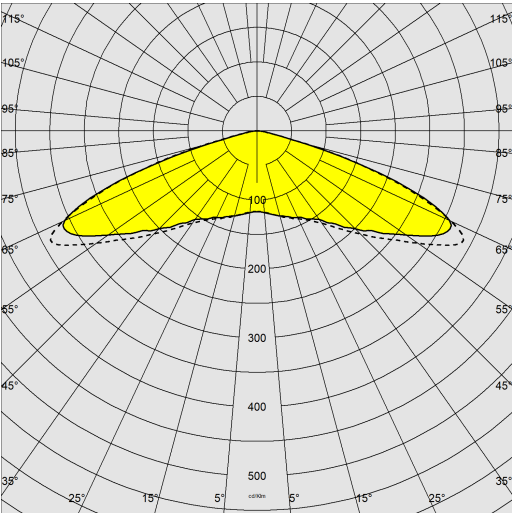
ELECTRICAL CHARACTERISTICS AND CONTROLS

Voltage type	AC
Min Voltage (V)	220 V
Max Voltage (V)	240 V
Min Frequency (Hz)	50 Hz
Max Frequency (Hz)	60 Hz
Frequency (Hz)	50 Hz
Wiring name	CLD
Power factor	≥0.9
Surge protector (common) (EN 61547)	6 kV, 10 kV
Insulation class	Class II
Controllability	Yes (Integrated)
Integrated Function	Virtual Midnight (VM)

3590 - Ischia MIDNIGHT - roto-symmetric wide beam RW

Code: 424660-30

PHOTOMETRIC DATA



Distribution type	Roto-symmetric wide beam - 360°
Lighting source	LED
CRI	70
Luminous flux (output) (lm)	4624 lm
Power absorption (total) (W)	35 W
CCT	4000 K
Luminous efficacy (lm/W)	132 lm/W
Low Flicker	luminaire with very low flicker: evenly distributed light for greater visual safety.
LED flux maintenance	80000 hr, L 80, B 20

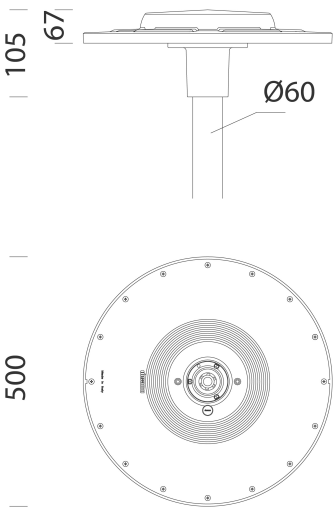
MECHANICAL CHARACTERISTICS

Impact resistance rating (IK)	IK10
IP	66
Ambient temperature - min	-30 °C
Ambient temperature - max	50 °C

3590 - Ischia MIDNIGHT - rotosymmetric wide beam RW

Code: 424660-30

MATERIALS AND COLOURS



DOWNLOAD

MOUNTS

AssemblyInstructions ischia 01-23.pdf

DESIGNS

BIM 3590 Ischia - MIDNIGHT-RW 05-23.zip

TechnicalDrawing ischia.dxf



Housing	in die-cast aluminium.
Optics	in high-performance PMMA resistant to high temperatures and UV rays.
Diffuser	in polycarbonate, 2.5 mm thick, resistant to thermal shock and impact (UNI EN 12150-1:2001).
Heat sink	the heat sink is designed and made to allow the LEDs to operate at temperatures capable of ensuring excellent performance/output and long service life.
Pole connection	die-cast aluminium. For poles with a diameter of 60 mm.
Coating	pre-treatment of metal surface, polyester powder coating to ensure resistance to corrosion and salt spray fogs, UV stabilised.
Special coating (UPON REQUEST)	upon request: available with coating tested to withstand corrosion tests in aggressive artificial atmospheres (UNI EN ISO 9227) or marine environments (sea front).
Colour	Graphite
Equipment	<ul style="list-style-type: none">- waterproof connector for quick installation with no need to open the fixture.- anti-condensation valve.- temperature controller with auto-reset.- EN 61547 compliant surge protection.- BASIC PROG- device to dim lights in 4 steps (VIRTUAL MIDNIGHT)

STANDARDS AND COMPLIANCE

Photobiological safety class	RG0 Ethr
Markings and tests	CE, ENEC, ENEC+, ZHAGA D4i
Reference standards	EN60598-1. With degree of protection according to EN60529.
Energy Label	D

GEAR

Upon request	<ul style="list-style-type: none">-Diffuser with opal finish: subcode -0026-1-10V regulation: subcode -12-Virtual midnight: subcode -30, 4 steps (upon request max 8 steps)- Telemanagement by power line carrier subcode -0078
--------------	--

WARRANTY

After sales warranty	5 yr
----------------------	------

3590 - Ischia MIDNIGHT - rotoymmetric wide beam RW


Code: 424660-30



5 Fibreglass pole



1278 Conical



1481 steel conical pole to be buried



1480 steel conical pole with base



1478 Urban Pole to be buried



1477 Urban Pole - with base



1408 Fluted pole ø 100 with base



1409 Fluted pole ø 100



1508 Fluted pole ø 120 with base



1509 Fluted pole ø 120