


3591 - Ischia MIDNIGHT - COB rotosymmetric wide beam RM

Code: 424670-30



With its round, simple and modern design, ISCHIA recalls the ecological credentials of LED lighting making it ideal for illuminating parks and residential areas. ISCHIA LED is available in 3000 and 4000K colour temperatures and in amber, the colour temperature designed to reproduce the cosy ambient light associated with sunset. In this way, artificial light becomes a less invasive element in the environment, respecting the needs of the surrounding flora and fauna. Moreover, it is equipped to accept all the most advanced management and control system. The ISCHIA range includes luminaires with different photometric curves to achieve the best lighting performance in every pathway and setting. Virtual Midnight: to increase energy savings at night when there are fewer people and vehicles around, a lighting fixture can be programmed according to a specific profile (customisable on request). The fixture reduces its luminous flux through a self-learning process which, depending on the previous switching on/off times, will determine a hypothetical 'virtual midnight'. This is the average value between the time the fixture is switched on (sunset) and switched off (sunrise). The 'virtual midnight' is the reference point for dimming lights according to the desired profile. The device is integrated in the LED driver and therefore does not require any modification to the system. For the system to function properly, it must be regulated by a device that switches the system on and off regularly every day. Virtual Midnight subcode -30: the luminaires are equipped with a device to dim lights in 4 steps based on the calculation of the virtual midnight.



GENERAL INFORMATION

| | |
|---------|---|
| Article | 3591 - Ischia MIDNIGHT - COB rotosymmetric wide beam RM |
| Code | 424670-30 |

DIMENSIONS AND WEIGHT

| | |
|-------------------|--------|
| Height (mm) | 105 mm |
| Diameter (Ø) (mm) | 500 mm |
| Weight (Kg) | 4.9 kg |

INSTALLATION

| | |
|-------------------------------------|--------------------------|
| Diameter (Ø) of pole connector (mm) | 60-60 mm |
| Surface exposed to wind (mm) | L 34500 mm², F 19700 mm² |

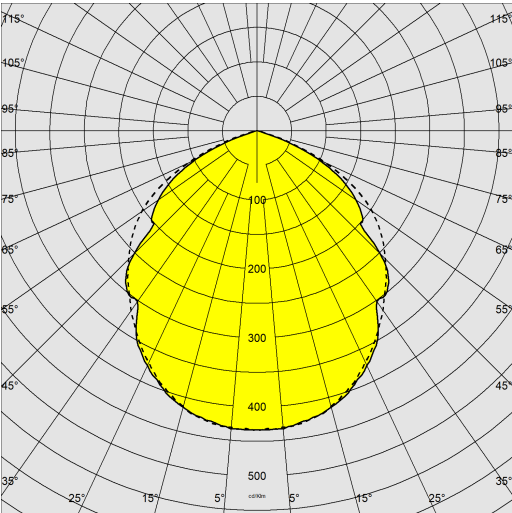
ELECTRICAL CHARACTERISTICS AND CONTROLS

| | |
|-------------------------------------|-----------------------|
| Voltage type | AC |
| Min Voltage (V) | 220 V |
| Max Voltage (V) | 240 V |
| Min Frequency (Hz) | 50 Hz |
| Max Frequency (Hz) | 60 Hz |
| Frequency (Hz) | 50 Hz |
| Wiring name | CLD |
| Power factor | ≥0.9 |
| Surge protector (common) (EN 61547) | 6 kV, 10 kV |
| Insulation class | Class II |
| Controllability | Yes (Integrated) |
| Integrated Function | Virtual Midnight (VM) |

3591 - Ischia MIDNIGHT - COB rotosymmetric wide beam RM

Code: 424670-30

PHOTOMETRIC DATA



| | |
|------------------------------|--|
| Distribution type | Roto-symmetric wide beam - 360° |
| Lighting source | LED COB |
| CRI | 80 |
| Luminous flux (output) (lm) | 5877 lm |
| Power absorption (total) (W) | 44 W |
| CCT | 4000 K |
| Luminous efficacy (lm/W) | 134 lm/W |
| Low Flicker | luminaire with very low flicker: evenly distributed light for greater visual safety. |
| LED flux maintenance | 90000 hr, L 80, B 10 |

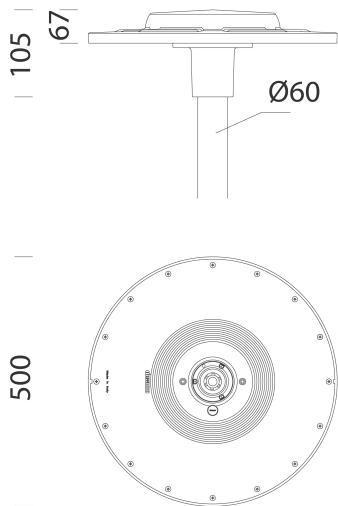
MECHANICAL CHARACTERISTICS

| | |
|-------------------------------|--------|
| Impact resistance rating (IK) | IK10 |
| IP | 66 |
| Ambient temperature - min | -30 °C |
| Ambient temperature - max | 50 °C |

3591 - Ischia MIDNIGHT - COB rotosymmetric wide beam RM

Code: 424670-30

MATERIALS AND COLOURS



DOWNLOAD

MOUNTS

AssemblyInstructions ischia 01-23.pdf

DESIGNS

BIM 3591 MIDNIGHT 06-25.zip

TechnicalDrawing ischia.dxf



| | |
|--------------------------------|--|
| Housing | in die-cast aluminium. |
| Optics | in high-performance prismatic and polished aluminium. |
| Diffuser | in polycarbonate, 2.5 mm thick, resistant to thermal shock and impact (UNI EN 12150-1:2001). |
| Heat sink | the heat sink is designed and made to allow the LEDs to operate at temperatures capable of ensuring excellent performance/output and long service life. |
| Pole connection | die-cast aluminium. For poles with a diameter of 60 mm. |
| Coating | the fully automated powder-coating cycle involves a polyester-based, salt-spray corrosion-resistant and UV-stabilised paint. |
| Special coating (UPON REQUEST) | Upon request: protective coating recommended for marine environments within 5 km (3 miles) of the sea. |
| Colour | Graphite |
| Equipment | <ul style="list-style-type: none"> - waterproof connector for quick installation with no need to open the fixture. - anti-condensation valve. - temperature controller with auto-reset. - EN 61547 compliant surge protection. - CLD PROG - device to dim lights in 4 steps (VIRTUAL MIDNIGHT) |

STANDARDS AND COMPLIANCE

| | |
|------------------------------|--|
| Photobiological safety class | RG0 Ethr |
| Markings and tests | CE, ENEC+, ZHAGA D4i, ENEC |
| Reference standards | EN60598-1. They have a degree of protection according to the EN60529 standard. |
| Energy Label | D |

GEAR

| | |
|--------------|---|
| Upon request | <ul style="list-style-type: none"> -Diffuser with opal finish: subcode -0026 -1-10V regulation: subcode -12 -Virtual midnight: subcode -30, 4 steps (upon request max 8 steps) - Telemanagement by power line carrier subcode -0078 |
|--------------|---|

WARRANTY

| | |
|----------------------|------|
| After sales warranty | 5 yr |
|----------------------|------|

3591 - Ischia MIDNIGHT - COB rotosymmetric wide beam RM

Code: 424670-30



5 Fibreglass pole



1278 Conical



1481 steel conical pole to be buried



1480 steel conical pole with base



1478 Urban Pole to be buried



1477 Urban Pole - with base



1408 Fluted pole ø 100 with base



1409 Fluted pole ø 100



1508 Fluted pole ø 120 with base



1509 Fluted pole ø 120