


3592 - Ischia - square wide beam SW

Code: 424681-00



With its round, simple and modern design, ISCHIA recalls the ecological credentials of LED lighting making it ideal for illuminating parks and residential areas. ISCHIA LED is available in 3000 and 4000K colour temperatures and in amber, the colour temperature designed to reproduce the cosy ambient light associated with sunset. In this way, artificial light becomes a less invasive element in the environment, respecting the needs of the surrounding flora and fauna. Moreover, it is equipped to accept all the most advanced management and control system. The ISCHIA range includes luminaires with different photometric curves to achieve the best lighting performance in every pathway and setting.



GENERAL INFORMATION

Article	3592 - Ischia - square wide beam SW
Code	424681-00

DIMENSIONS AND WEIGHT

Height (mm)	105 mm
Diameter (Ø) (mm)	500 mm
Weight (Kg)	6.24 kg

INSTALLATION

Diameter (Ø) of pole connector (mm)	60-60 mm
Surface exposed to wind (mm)	L 34500 mm², F 19700 mm²

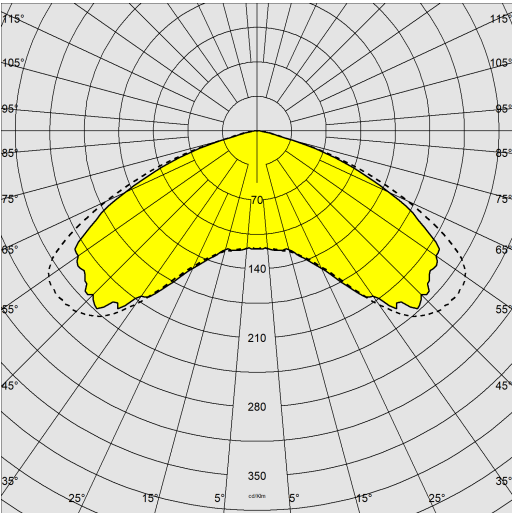
ELECTRICAL CHARACTERISTICS AND CONTROLS

Voltage type	AC
Min Voltage (V)	220 V
Max Voltage (V)	240 V
Min Frequency (Hz)	50 Hz
Max Frequency (Hz)	60 Hz
Frequency (Hz)	50 Hz
Wiring name	CLD
Power factor	≥0.9
Surge protector (common) (EN 61547)	6 kV, 10 kV
Insulation class	Class II
Controllability	None

3592 - Ischia - square wide beam SW

Code: 424681-00

PHOTOMETRIC DATA



Lighting source	LED
CRI	70
Luminous flux (output) (lm)	5676 lm
Power absorption (total) (W)	41 W
CCT	4000 K
Luminous efficacy (lm/W)	138 lm/W
Low Flicker	luminaire with very low flicker: evenly distributed light for greater visual safety.
LED flux maintenance	100000 hr, L 80, B 10

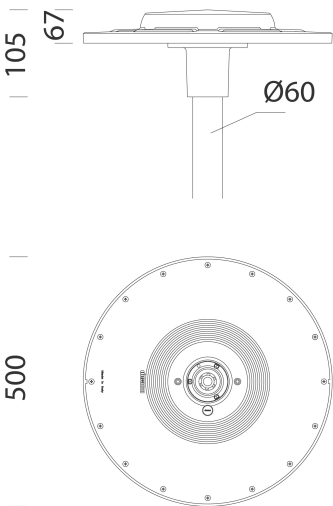
MECHANICAL CHARACTERISTICS

Impact resistance rating (IK)	IK10
IP	66
Ambient temperature - min	-30 °C
Ambient temperature - max	50 °C

3592 - Ischia - square wide beam SW

Code: 424681-00

MATERIALS AND COLOURS



DOWNLOAD

MOUNTS

AssemblyInstructions ischia 01-23.pdf

DESIGNS

BIM 3592 Ischia - SW 05-23.zip

TechnicalDrawing ischia.dxf



Housing	in die-cast aluminium.
Optics	in high-performance PMMA resistant to high temperatures and UV rays.
Diffuser	in polycarbonate, 2.5 mm thick, resistant to thermal shock and impact (UNI EN 12150-1:2001).
Heat sink	the heat sink is designed and made to allow the LEDs to operate at temperatures capable of ensuring excellent performance/output and long service life.
Pole connection	die-cast aluminium. For poles with a diameter of 60 mm.
Coating	pre-treatment of metal surface, polyester powder coating to ensure resistance to corrosion and salt spray fogs, UV stabilised.
Special coating (UPON REQUEST)	upon request: available with coating tested to withstand corrosion tests in aggressive artificial atmospheres (UNI EN ISO 9227) or marine environments (sea front).
Colour	Graphite
Equipment	<ul style="list-style-type: none"> <li>- waterproof connector for quick installation with no need to open the fixture.</li> <li>- anti-condensation valve.</li> <li>- temperature controller with auto-reset.</li> <li>- EN 61547 compliant surge protection.</li> <li>- BASIC PROG built-in functions.</li> </ul>

STANDARDS AND COMPLIANCE

Photobiological safety class	RG0 Ethr
Markings and tests	CE, ENEC, ENEC+, ZHAGA D4i
Reference standards	EN60598-1. With degree of protection according to EN60529.
Energy Label	C

GEAR

Upon request	diffuser with opal finish for greater lighting control; ideal for installations in residential areas, condominiums and private areas (subcode -0026).
--------------	---

WARRANTY

After sales warranty	5 yr
----------------------	------

**3592 - Ischia - square wide beam SW**

Code: 424681-00



**5 Fibreglass pole**



**1278 Conical**



**1481 steel conical pole to be buried**



**1480 steel conical pole with base**



**1478 Urban Pole to be buried**



**1477 Urban Pole - with base**



**1408 Fluted pole ø 100 with base**



**1409 Fluted pole ø 100**



**1508 Fluted pole ø 120 with base**



**1509 Fluted pole ø 120**