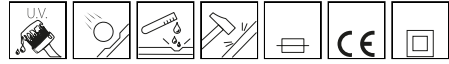


## 1480 - steel conical pole with base

Code: 425054-00

### GENERAL INFORMATION



Article	1480 - steel conical pole with base
Code	425054-00

### DIMENSIONS AND WEIGHT

Weight (Kg)	21 kg
-------------	-------



1480 palo conico in acciaio con base



## 1480 - steel conical pole with base

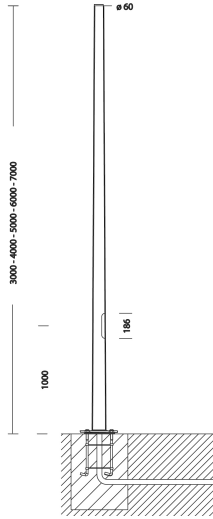
---

Code: 425054-00



## 1480 - steel conical pole with base

Code: 425054-00



### DOWNLOAD

#### MOUNTS

[AssemblyInstructions 1480-1481 09-18.pdf](#)

#### DESIGNS

[TechnicalDrawing 1480b.dxf](#)

[TechnicalDrawing3D disano 1480 tapered pole 7m.3ds](#)



### MATERIALS AND COLOURS

Housing	Hot-rolled steel, $\varnothing 60$ mast-top connection. Version with the base requires the purchase of 4 anchor bolts to be buried. With 2 x 16A fuses, removable 4-pole/3-way terminal block = 10mm <sup>2</sup> and 2.5 mm <sup>2</sup> shunt. Standard with Insulation Class II.
Pole connection	0
Coating	thermoset polyester powder coated.
Colour	Graphite

### STANDARDS AND COMPLIANCE

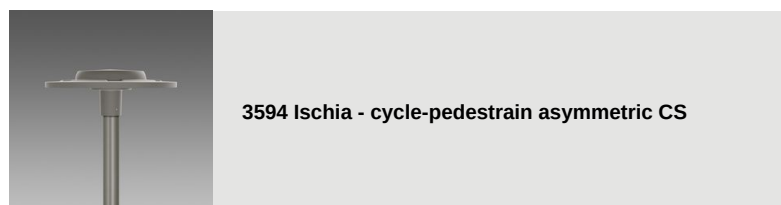
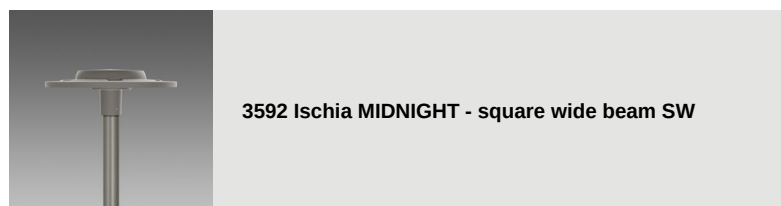
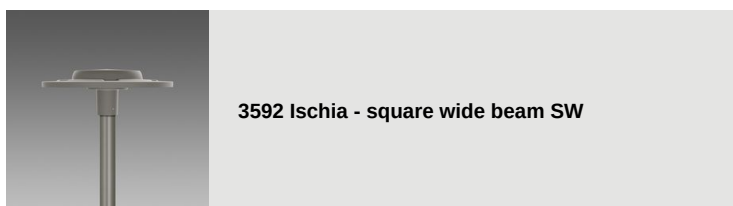
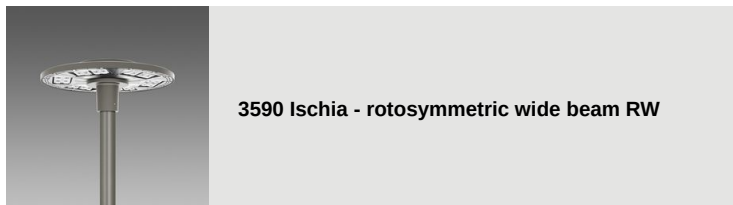
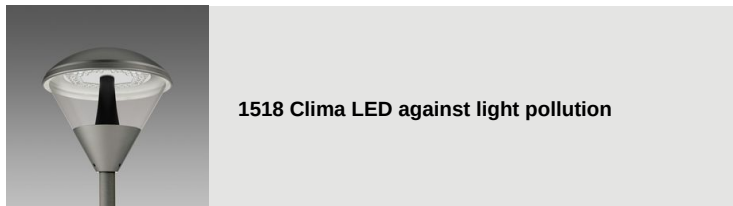
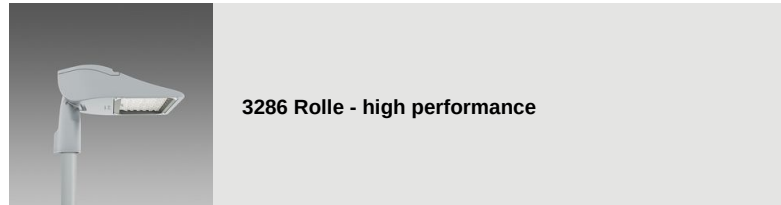
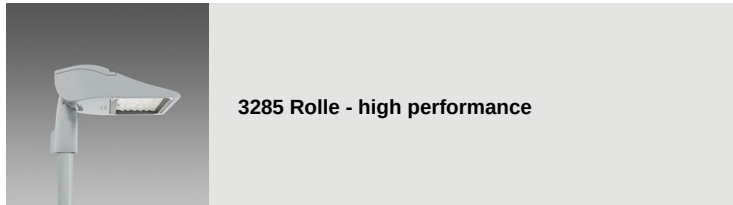
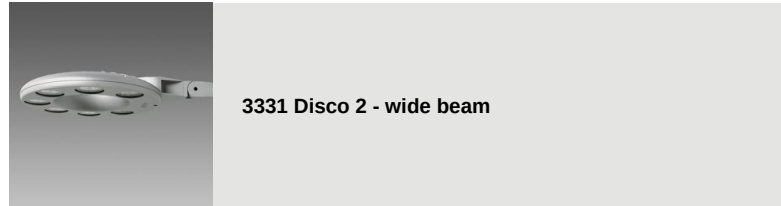
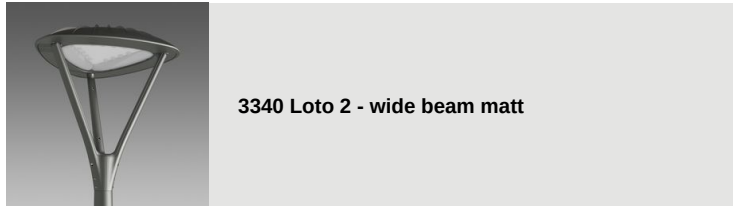
Markings and tests	CE
Laboratory Tests	The possibility of coupling a composition to the lamp post is subject to verification of the resistance to wind load, in the areas specified in Standard DM 14/01/2008 and according to the design load specifications in Standard EN 40-3-1.

### WARRANTY

After sales warranty	0 yr
----------------------	------

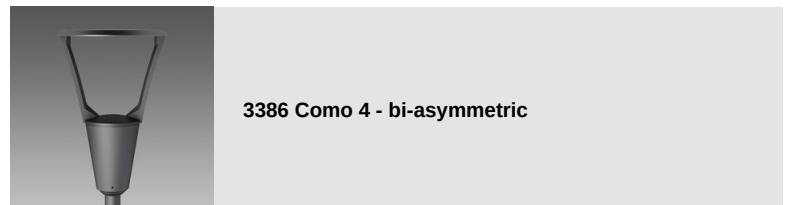
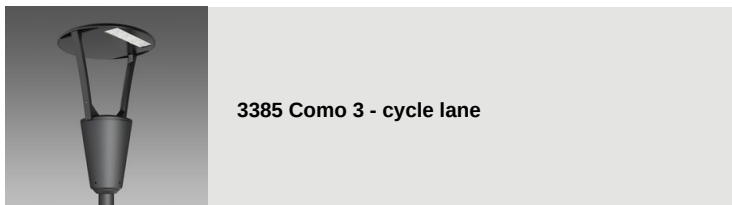
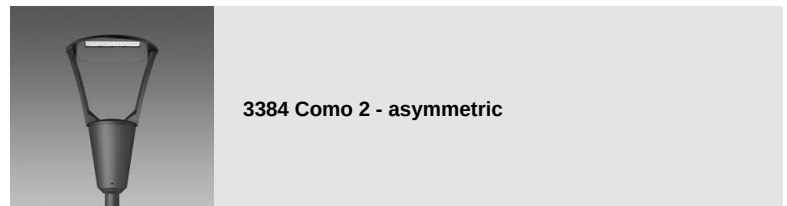
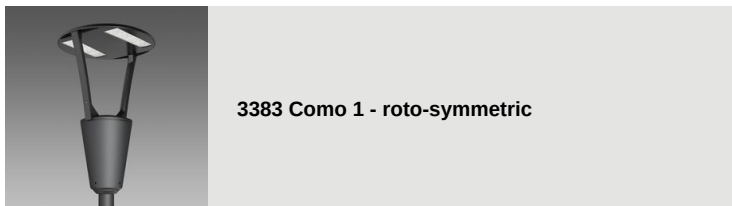
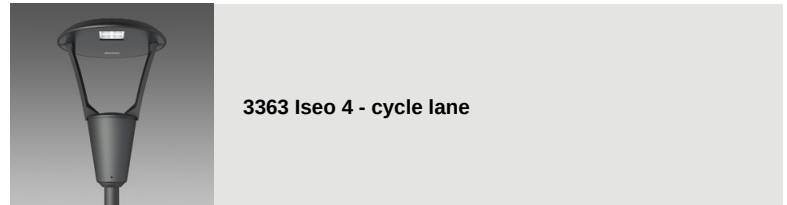
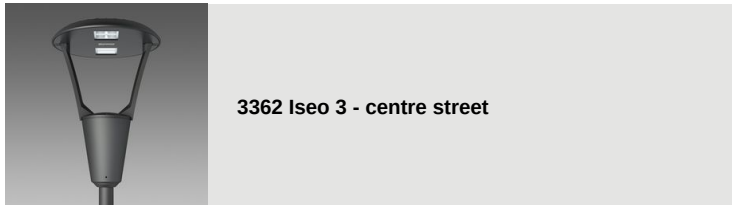
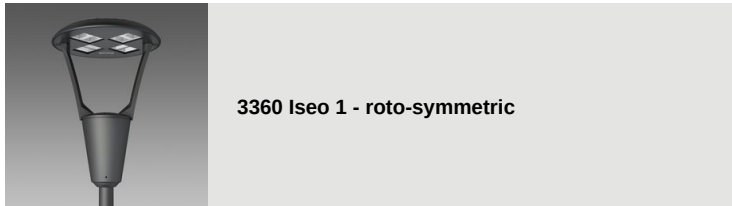
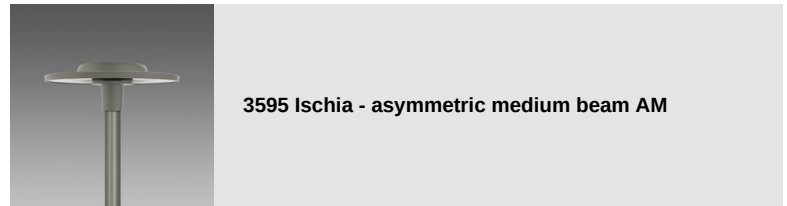
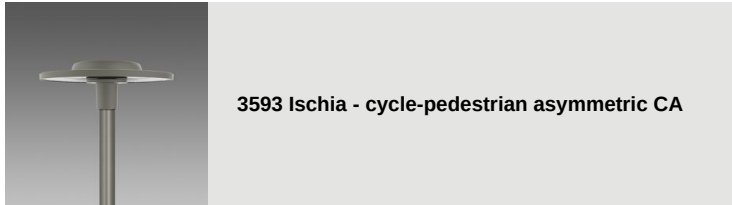
## 1480 - steel conical pole with base

Code: 425054-00



## 1480 - steel conical pole with base

Code: 425054-00





**3352 Garda 3 - cycle lane**



**3353 Garda 4 - cycle + street**



**3355 Garda 5 - roto-symmetric**



**3355 Garda 6 - roto-symmetric**



**3340 Loto 1 - wide beam transparent**



**3342 Loto 3 - asymmetric**



**3343 Loto 4 - cycle lane**



**3344 Loto 5 - wide beam**



**3345 Loto 6 - COB**



**3345 Loto 6 - MIDNIGHT COB**



**3280 Rolle - T1**



**3283 Rolle - T4**



**3284 Rolle - T5**



**3334 Disco 5 - central connection**



**3336 Visconti 2.0 - roto-symmetric**



**3337 Visconti 2.0 - street ME**



**3338 Visconti 2.0 - cycle lane**



**3339 Visconti 2.0 - large areas**



**3580 Volo - street - High Performance**



**3581 Volo - cycle + street**



**3582 Volo - cycle lane**



**3583 Volo - roto-symmetric**



**3281 Rolle - T2**




**3282 Rolle - T3**



**1513 Torcia LED COB**



**1707 Torcia LED**



**1708 Torcia LED**



**1205 Polar**



Please contact the Consulting and Design Centre for any technical information. The reported luminous flux is the flux emitted by the light source with a tolerance of  $\pm 10\%$  compared to the indicated value. The total wattage absorbed by the system will not exceed 10% of the reported value. Technical lighting data may be subject to changes and improvements due to the fast evolution of the technology. Saturday, March 2, 2024