

1409 - Fluted pole ø 100

Code: 426328-00



1409 Palo rigato ø 100



GENERAL INFORMATION

Article	1409 - Fluted pole ø 100
Code	426328-00

DIMENSIONS AND WEIGHT

Weight (Kg)	14.5 kg
-------------	---------

INSTALLATION

Diameter (Ø) of pole connector (mm)	60-60 mm
-------------------------------------	----------

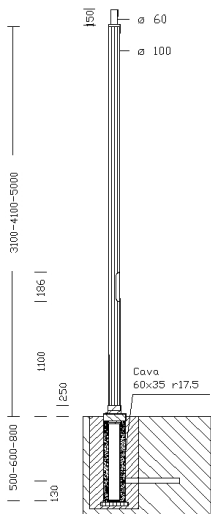
1409 - Fluted pole ø 100

Code: 426328-00



1409 - Fluted pole ø 100

Code: 426328-00



DOWNLOAD

MOUNTS

AssemblyInstructions 1408-1409.pdf

DESIGNS

TechnicalDrawing 1409.dxf



MATERIALS AND COLOURS

Housing	Fluted extruded aluminium, anodised by tin electroplating, 15/20µ thick. Aluminium inspection window, with 2 x 16A fuses, 4-pole/3-way terminal block = 10 mm2 shunt 2.5 mm2. Insulation Class II.
Pole connection	60mm
Coating	anodised by tin electroplating, 15/20µ thick, natural oxidised colour or graphite painted.
Colour	Graphite

STANDARDS AND COMPLIANCE















Markings and tests	CE
Laboratory Tests	The possibility of coupling a composition to the lamp post is subject to verification of the resistance to wind load, in the areas specified in Standard DM 14/01/2008 and according to the design load specifications in Standard EN 40-3-1.

WARRANTY

After sales warranty	0 yr
----------------------	------



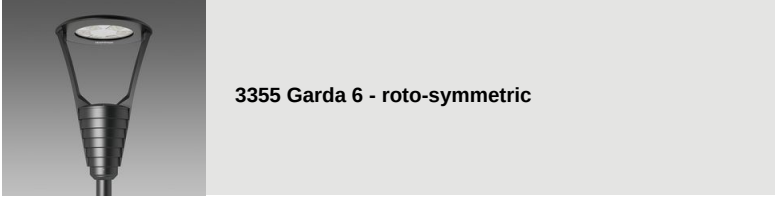
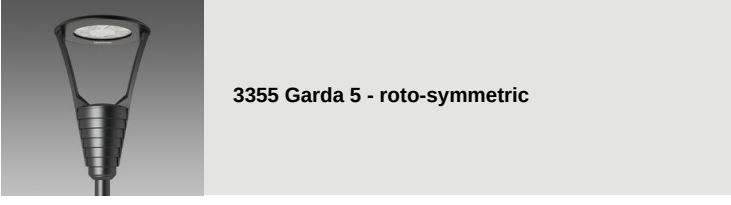
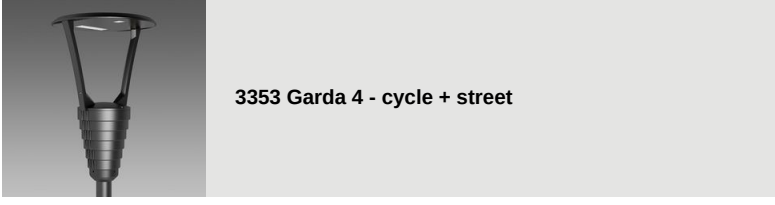
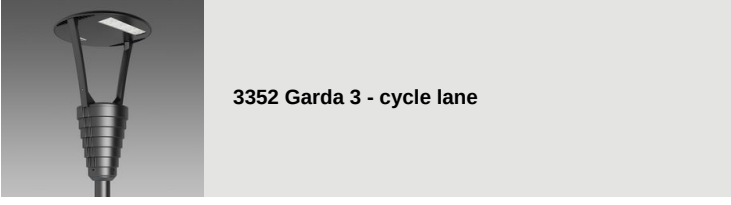
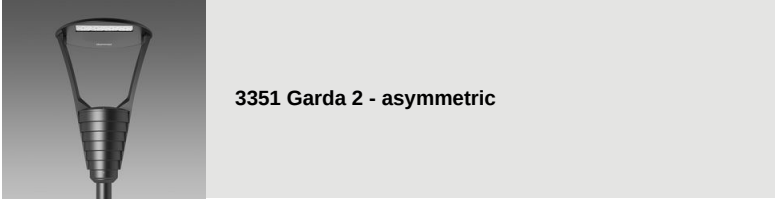
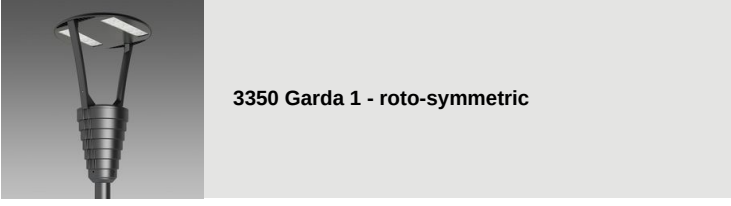
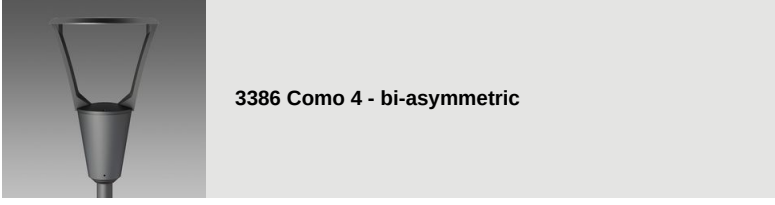
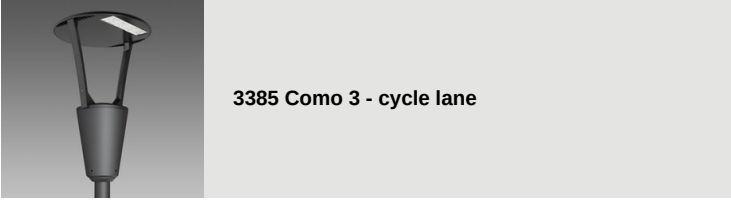
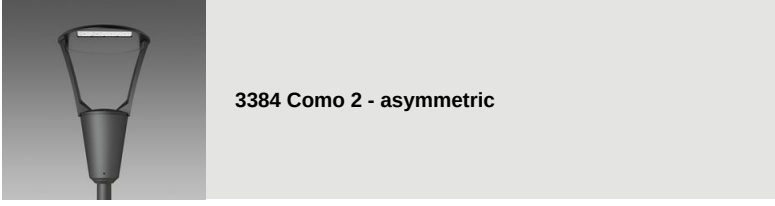
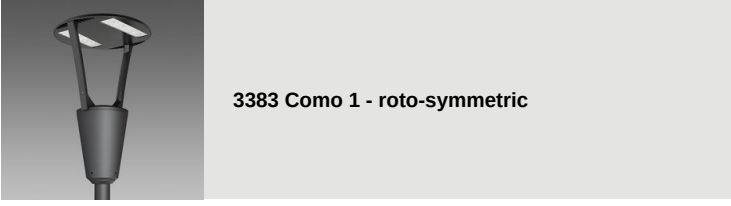
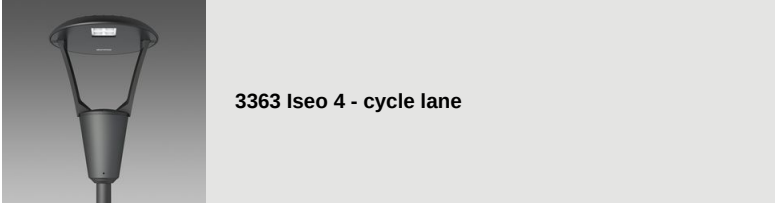
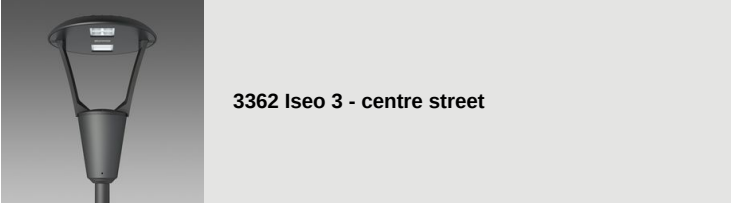
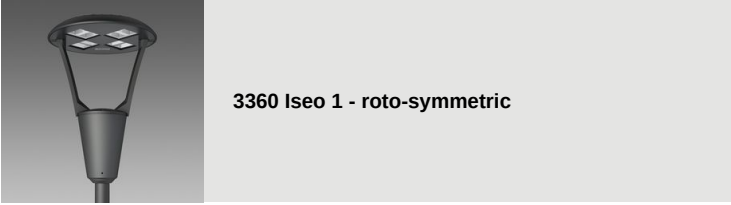
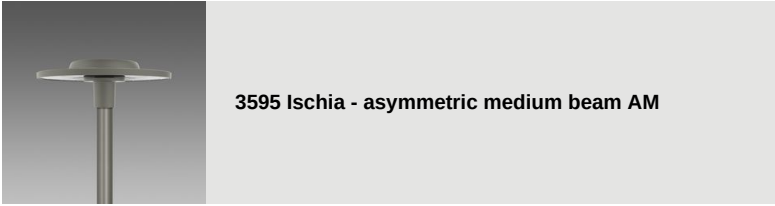
1409 - Fluted pole ø 100

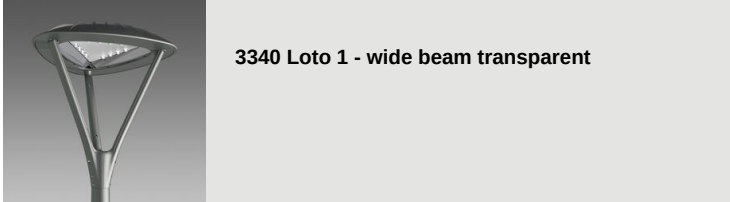
Code: 426328-00

	1777 Musa LED cycle-pedestrian		1779 Musa LED
	3590 Ischia - rotosymmetric wide beam RW		3590 Ischia MIDNIGHT - rotosymmetric wide beam RW
	3591 Ischia - COB rotosymmetric wide beam RM		3591 Ischia MIDNIGHT - COB rotosymmetric wide beam RM
	3592 Ischia - square wide beam SW		3592 Ischia MIDNIGHT - square wide beam SW
	3596 Ischia MIDNIGHT - asymmetric wide beam AW		3594 Ischia - cycle-pedestrian asymmetric CS
	3594 Ischia MIDNIGHT - cycle pedestrian symmetric CS		3595 Ischia MIDNIGHT - asymmetric medium beam AM
	3593 Ischia - cycle-pedestrian asymmetric CA		3593 Ischia MIDNIGHT - cycle-pedestrian asymmetric CA

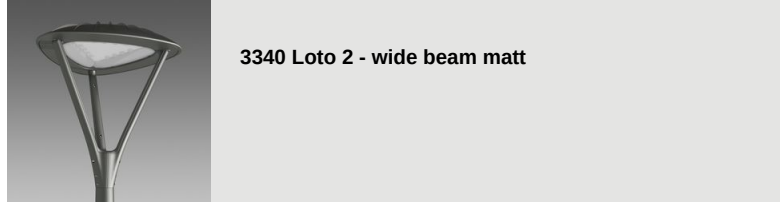
1409 - Fluted pole ø 100

Code: 426328-00

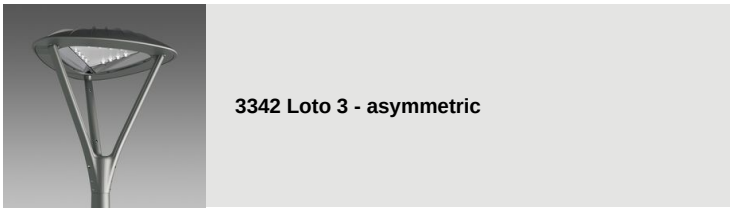




3340 Loto 1 - wide beam transparent



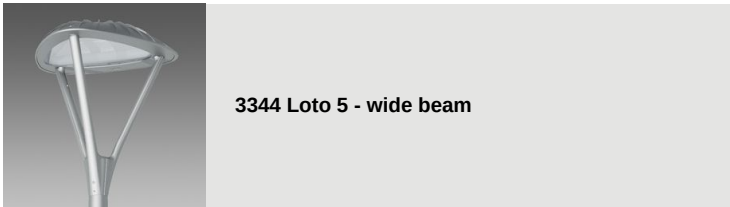
3340 Loto 2 - wide beam matt




3342 Loto 3 - asymmetric



3343 Loto 4 - cycle lane



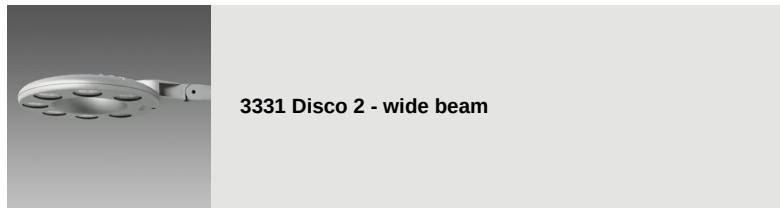
3344 Loto 5 - wide beam



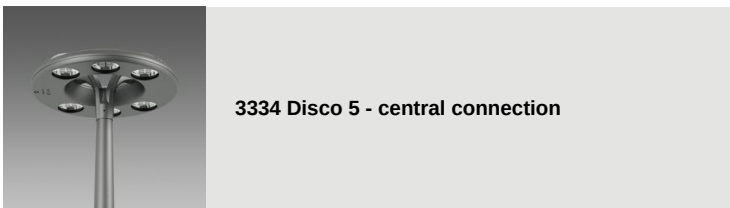
3345 Loto 6 - COB



3345 Loto 6 - MIDNIGHT COB



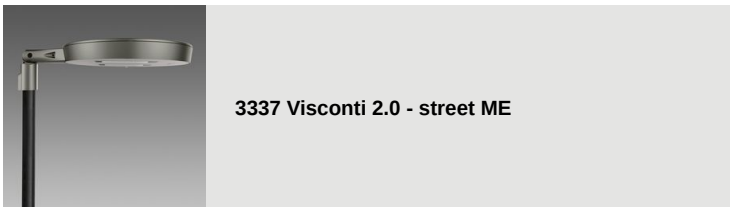
3331 Disco 2 - wide beam



3334 Disco 5 - central connection



3336 Visconti 2.0 - roto-symmetric



3337 Visconti 2.0 - street ME



3338 Visconti 2.0 - cycle lane



3339 Visconti 2.0 - large areas



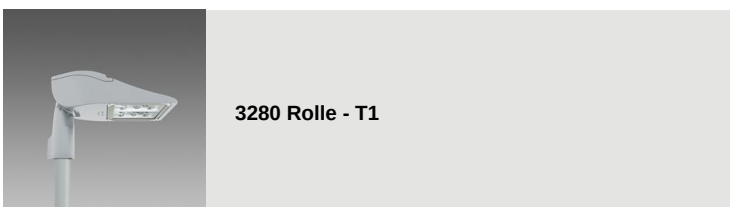
3327 Visconti 2.0 - street ME



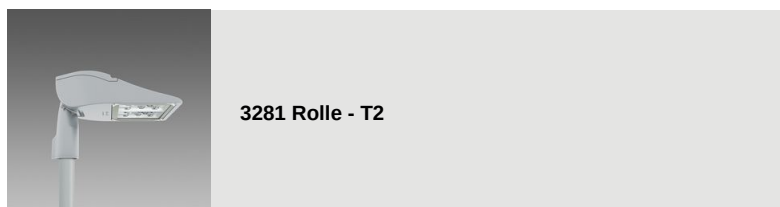
3328 Visconti 2.0 - street ME



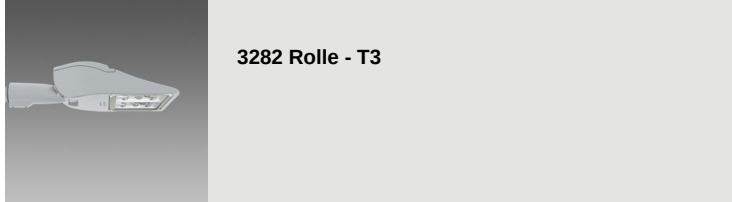
3329 Visconti 2.0 - street ME



3280 Rolle - T1



3281 Rolle - T2



3282 Rolle - T3



3283 Rolle - T4




3284 Rolle - T5



3285 Rolle - high performance



3286 Rolle - высокие эксплуатационные характеристики



1513 Torcia LED COB



1707 Torcia LED



1708 Torcia LED



1205 Polar



1518 Clima LED against light pollution



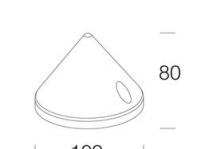
1570 Clima - LED



3354 Garda 7 - medium asymmetrical



299 Long bolts



367 Cap for 100 grooved pole

Please contact the Consulting and Design Centre for any technical information. The reported luminous flux is the flux emitted by the light source with a tolerance of $\pm 10\%$ compared to the indicated value. The total wattage absorbed by the system will not exceed 10% of the reported value. Technical lighting data may be subject to changes and improvements due to the fast evolution of the technology. Tuesday, October 22, 2024