

6620 - Selector switch

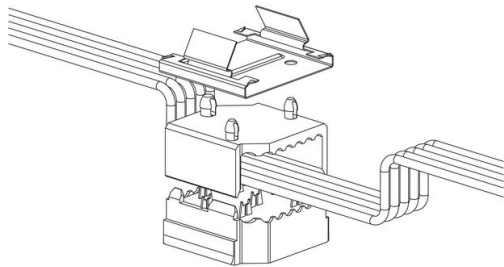
Code: 994031-00001185

GENERAL INFORMATION

Article	6620 - Selector switch
Code	994031-00001185

DIMENSIONS AND WEIGHT

Weight (Kg)	0.01 kg
-------------	---------



in polycarbonate. To be used to install an additional lighting fixture to the power track art. 6001/6002/6003.  
994030-00 5 poles  
994031-00 7 poles  
994031-00001185 11 poles



## 6620 - Selector switch

---

Code: 994031-00001185



6620 - Selector switch

Code: 994031-00001185

MATERIALS AND COLOURS

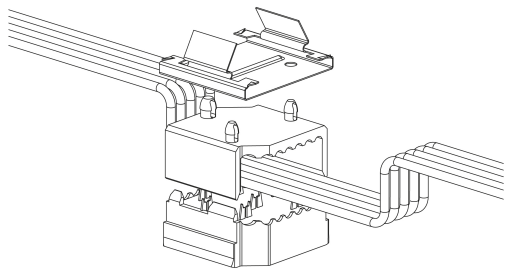
Housing	in polycarbonate. To be used to install an additional lighting fixture to the power track art. 6001/6002/6003. 994030-00 5 poles 994031-00 7 poles 994031-00001185 11 poles
---------	--

STANDARDS AND COMPLIANCE

Markings and tests	CE
--------------------	----

WARRANTY

After sales warranty	0 yr
----------------------	------



DOWNLOAD

DESIGNS

TechnicalDrawing 6620.dxf




6620 - Selector switch

Code: 994031-00001185



6606 Techno System HE - UGR - CRI 80



6611 Techno System HE - symmetric 90° - CRI 80



6612 Techno System HE - asymmetric 25° - CRI 80




6613 Techno System HE - bi-asymmetric 25° - CRI 80




6614 Techno System HE - elliptical 30°x80° - CRI 80



6615 Techno System HE - wide beam 60° - CRI 80



6616 Techno System HE - semi-spherical diffuser wide beam - CRI 80



6601 Techno System - asymmetric 25° - CRI 90




6602 Techno System - bi-asymmetric 25° - CRI 90




6603 Techno System - elliptical 30°x80° - CRI 90



6604 Techno System - wide beam 60° - CRI 90



6605 Techno System - semi-spherical diffuser wide beam - CRI 90



6001 Power track - for continuous line